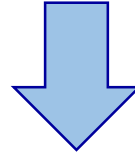




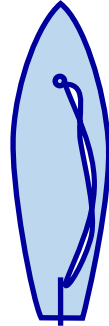
Points of Sail Made Simple

© By Floyd Jay Winters (BradentonWebsiteDesign.com), 12/04/2014

Wind Direction




In Irons (11:00, 12:00, 1:00)
You are **Stalled**: in the “**No Sail**” zone
Bow is Pointing directly into wind
Sail is “**Luffing**” or fluttering




1:30 or 45°
toward wind

Close Hauled (1:30) or Close Reach (2:00)
Sailing Close to Wind (about 45°), Sail Trimmed IN




Beam Reach (3:00 and 9:00)
Wind is Perpendicular to Side of Boat
Sail close to Leeward side of boat




3:00 or 90°
perpendicular
to wind

Broad Reach (4:30 and 7:30)
Sailing mostly Downwind
Sail out past side of boat



Running (6:00)
Sailing Straight Downwind
Sail OUT nearly Perpendicular to boat



6:00 or 180°

Other terms:

Head Up: To **Point** or head more into the wind; but if you point too much you will luff.

Fall Off or Bear Off: Go *slightly* more downwind (side sail is on), often so you do not luff.

Trimming: Shaping and positioning the sail to efficiently sail with the angle of the wind.